

# Motorsport Flags & Their Meanings



## Why Flags Are Used in Motorsport

Racing flags are traditionally used in motorsports to indicate forward track condition and to communicate important messages to drivers. The messages can include signaling the official start (green flag) and finish (checkered flag) of a race; but more importantly, flags are displayed by track marshals stationed at observation posts along the race track to communicate both local and course-wide conditions to drivers. Flags can be used to communicate a STATUS or an INSTRUCTION to drivers, or both. This ability to communicate and direct drivers is an essential component of driver safety.



## Flag Meanings

Some flags have a universal meaning, while others differ between the various types of motorsport (road course automobile racing, road course motorcycle racing, circle track, etc.) as well as the sanctioning bodies under which the sport is organized (FIA, NASCAR, SCCA, etc.). Track Junkies generally follows FIA flag meanings. However, Track Junkies events are not wheel-to-wheel racing, and as such our flags do not necessarily convey the exact same meaning as in a sanctioned race.




STANDING refers to a flag held open in a steady state (as opposed to WAVING).

DESCRIPTION	STATUS (What is happening ahead)	INSTRUCTION (How the driver is to respond)
SESSION UNDERWAY  Solid Green	Displayed by the starter to indicate the start of a session. During a session, it may be displayed at the end of a caution period or a temporary delay to indicate that the session is restarting	Session underway. Clear track ahead. Get going!
SESSION FINISHED  Black & White Checkered (or Pink & White for Breast Cancer Awareness)	Displayed to indicate the current session has completed.	All drivers return to the pits.  Remainder of current lap is a cool-down period. Expect cars to be travelling more slowly. Get off the gas for safety and also to preserve your car, but maintain sufficient speed for continued airflow ... usually 7/10 of your normal speed. Avoid using the brakes as much as possible so they can also cool before you park.


# Motorsport Flags & Their Meanings

<p><b>CAUTION</b></p>  <p>Solid Yellow</p>	<p>Universally warns of adverse conditions ahead, which a driver may have to avoid.</p> <p><b>STANDING</b> means something is happening off the track surface. Perhaps a car has spun and is stopped off the track surface.</p> <p><b>WAVING</b> means something is happening on the track surface that will cause you to adjust your driving line. The more frantically the flag is waving, the more imminent or serious the condition.</p> <p><b>STANDING AT ALL STATIONS</b> means the entire track is under yellow flag conditions. This is used when it is necessary to bring a safety vehicle onto the track temporarily, perhaps to tow a car or clear debris.</p>	<p>Get your eyes up and slow the car so that you are fully in control and able to change your line to avoid the situation ahead, or to avoid a car re-entering the track surface unexpectedly.</p> <p><b>PASSING IS SUSPENDED</b> until you pass the next manned flag station that is NOT displaying any warning flags (indicating that conditions forward of that station are clear).</p>
<p><b>CHANGE OF SURFACE</b></p>  <p>Yellow &amp; Red Stripes</p>	<p>Displayed locally to indicate that there is something ahead on the track surface which could reduce grip or cause a car to lose control, such as oil, coolant, small pieces of debris or sand. Can also be displayed to warn of objects or debris (such as a car parts and GoPros that have fallen off).</p> <p>This flag is displayed for 1-2 laps only, so that it can be displayed again later if the surface condition should change.</p> <p>Removal of this flag <b>DOES NOT</b> mean the surface condition has returned to normal.</p>	<p>Get your eyes up and slow the car so that you are fully in control and able to change your line to avoid whatever may be causing grip to change. This could include an extended section of track with reduced grip due to a prolonged oil or coolant spill.</p> <p>You may resume speed once you pass the next manned flag station that is NOT displaying any warning flags (indicating that conditions forward of that station are clear).</p> <p><b>BE AWARE</b> – the condition may NOT have gone away and you should remain vigilant on your next lap. You have been warned.</p>

# Motorsport Flags & Their Meanings

<p>SLOW MOVING VEHICLE</p>  <p>Solid White</p>	<p>Displayed locally to indicate the presence of a safety vehicle or participant moving at below normal speed in the section of track covered by the flag station. Often displayed locally in conjunction with a full-course yellow.</p>	<p>Get your eyes up and slow the car SIGNIFICANTLY as you approach the slow moving vehicle. Maintain pace car speeds (~70 kph) as you maneuver around the slow moving vehicle. In the case of a safety vehicle, please also watch for personnel that may be moving around the vehicle.</p>
<p>FASTER CAR APPROACHING</p>  <p>Solid Blue w/ Yellow Stripe</p>	<p>Informs a driver that a faster car is approaching, and encourages the slower driver to allow a pass.</p> <p>May be waving as a pass is executed.</p>	<p>Driver of forward car (being given the flag) is expected to allow the faster car (or cars) to pass. At our events, this requires giving a point-by at the next designated passing zone and making sufficient room for the faster car to safely pass.</p>
<p>CONSULT</p>  <p>Solid Black</p>	<p>Used to summon a driver to the pits.</p> <p>Commonly used to discipline a driver for disobeying the rules and/or creating a potentially unsafe condition.</p> <p>May also be used to clear the track temporarily (where it is expect the session will continue momentarily).</p>	<p>STANDING (often pointed at the offending driver) – Return to the pits and consult with the Starter to understand the reason. Most often, the Starter will give permission to resume driving after the consultation, provided the behavior is corrected.</p> <p>STANDING ALL STATIONS – All drivers return to the pits. Generally this is displayed when we need to dispatch the safety crew to correct a condition on the track but expect to resume the session momentarily.</p> <p>FURLED AND POINTED (at you) means we know what you're doing and you should know what you're doing, and if you correct the adverse behaviour we're all good. If you don't correct the behaviour, you can expect to be called for a consultation.</p>

# Motorsport Flags & Their Meanings

<p>MECHANICAL (a.k.a. Meatball)</p>  <p>Solid Black w/ Orange Circle</p>	<p>Summons a car to the pits due to mechanical problems that are interfering with the session, such as an oil, water, or fuel leak. May also mean you have something hanging from your car, or your car is smoking, or another precautionary reason.</p>	<p>IMMEDIATELY check your mirror and gauges to see if you can determine the cause. If you are dumping fluids, <b>GET OFF THE DRIVING LINE</b>. Check for other possible causes and pull off the track if necessary. If not leaking fluids, you may return to the pit at lower speed to determine the cause. If the cause is not apparent, please check with the Starter (the Starter will know why you were flagged).</p> <p>Problem <b>MUST</b> be addressed before returning to the track, or an exemption expressly granted by the Event Organizer. Safety is the first concern, and vehicles that may be unsafe cannot be permitted on track.</p>
---	--	---

## If you are unable to continue driving for mechanical reasons, or if you go off track:

- 1) If possible, please bring your car to a controlled stop, safely off the driving line or off the track entirely.
- 2) Unless it is on fire, **DO NOT EXIT YOUR CAR**. Remain in the car, with helmet on and safety belts fastened, until directed otherwise by the safety crew.
- 3) If you can restart the car and re-enter the track, please re-enter the track **OFF THE DRIVING LINE** to avoid dropping gravel and debris on the track, and in case an off-track excursion has caused a fluid leak.
- 4) If you cannot re-start or re-enter the track, stay put and await the safety crew. The safety crew will be dispatched as soon as it is safe to do so.
- 5) **Mechanical issues MUST be resolved before returning to the track.**
- 6) **If you have gone off track, immediately return to the pits to assess the condition of your car.** This involves jacking up the car and ensuring nothing important (like a brake line) has been damaged or dislodged.
- 7) In all cases where a driver goes off track, a consultation as to the cause and how to prevent a recurrence is required before you are permitted resume driving. This consultation must be with the Event Organizer. This may delay you a few minutes, and it may mean your current session is effectively over ... please consider this a cooling off period. A consult with the Starter is **NOT** sufficient to resume driving. Returning to the track without reporting for a consultation with the Event Organizer is cause for immediate expulsion and forfeiture of all fees.